CFS 54
COMMITTEE ON WORLD FOOD SECURITY
19-23 OCTOBER 2026
SIDE EVENTS

International Agri-Food Network
Private Sector Mechanism

Grafite by invivo

BORD BIA
IRISH FOOD BOARD

FarmLEAP

French Ministry of Agriculture and Food Sovereignty
Permanent Mission of France to the United Nations in Rome

NUFFIELD INTERNATIONAL FARMING SCHOLARS

Side-event 17

From Carbon to One Health

Turning Soil, Biomass and Biodiversity Data into Farmer Value, Food Security and Public Policy

Wednesday, 21 October 2026 13:30–14:45 CEST



Opening remarks



Anaël Bibard

President, FarmLEAP

Nuffield France

Speakers and moderator

Moderator & speaker



Anaël Bibard

President, FarmLEAP
Nuffield France

Speaker



Florian Thomas

Counsellor
Permanent Mission of France to the UN in Rome

Speaker



Renata Rossetto Lopes

PhD Researcher
PSM / Nuffield International

Speaker



Seamus McMenamin

Sheepmeat & Livestock Sector Manager
Bord Bia / Nuffield Ireland

Speaker



André Cunze

Co-founder
Grafite by InVivo

CFS 54 SIDE EVENTS 19-23 OCTOBER 2026

Public policy



Florian Thomas

Counsellor

Permanent Mission of France
to the United Nations in Rome

CFS 54 SIDE EVENTS 19-23 OCTOBER 2026

Farm data and farmer value



Anaël Bibard

President, FarmLEAP

Nuffield France

CFS 54
COMMITTEE ON WORLD FOOD SECURITY
19-23 OCTOBER 2026
SIDE EVENTS

FarmLEAP

Farm data that creates value at scale

Affordable systems for agricultural transition

Anaël Bibard | FarmLEAP



CFS 54 SIDE EVENTS 19–23 OCTOBER 2026

FarmLEAP

Affordability changes who can participate



The Model T: affordability opened a mass market.

Simplicity takes engineering & processes.

Make rigorous systems easy to use and affordable to join.

CFS 54 SIDE EVENTS 19–23 OCTOBER 2026

FarmLEAP

One market can unlock value across the rotation

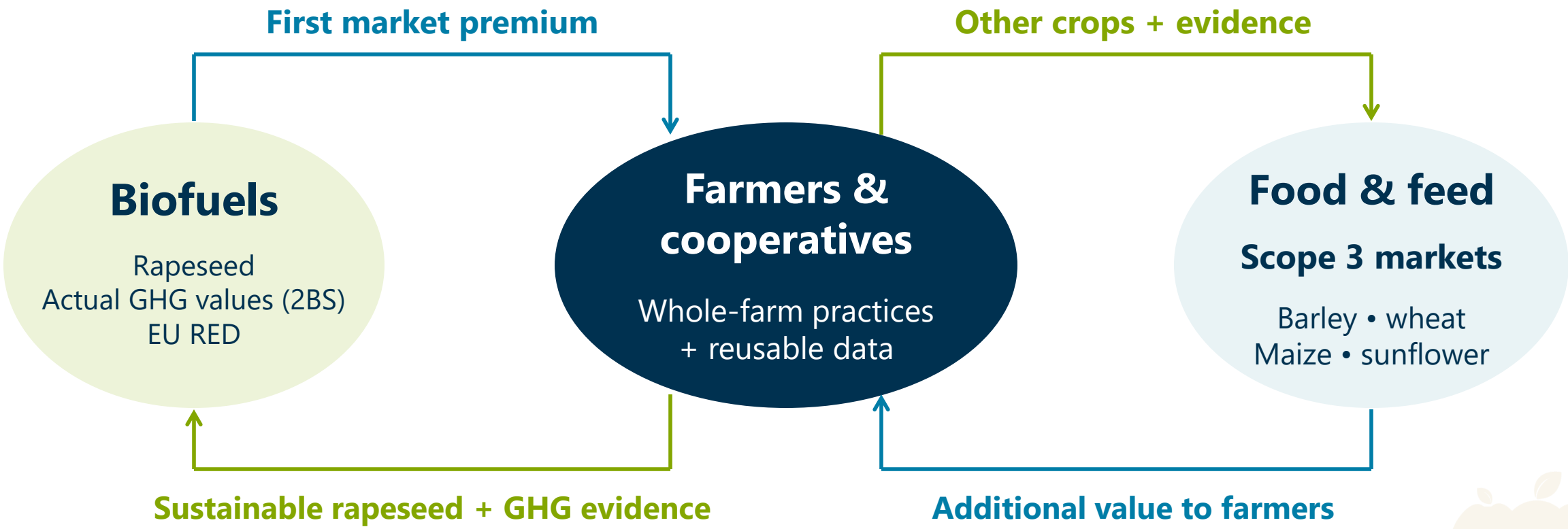

More buyers can share transition costs and support further change.

CFS 54 | SIDE EVENTS | 19–23 OCTOBER 2026

FarmLEAP

Accessible systems are already reaching scale

FARMLEAP × 2BS

80,000+

farmers supported
on sustainability

Digital Sustainability platform launched in 2022

5,000+

farmers in
low-carbon programmes

Digital GHG platform launched in 2025

IT costs ÷ 10

Reuse data. Automate. Connect existing systems.

FarmLEAP figures, Oct. 2026. IT comparison: company estimate versus conventional approaches.

CFS 54 SIDE EVENTS 19–23 OCTOBER 2026

FarmLEAP

One crop can support change across the rotation

Rapeseed for biodiesel — A first economic incentive

↓ ↓

Practice changes

Nutrient management
Cover crops • rotation design

Reusable data & evidence

Data collection • tools • advice
Verification capacity

↓ ↓

Across the rotation — Barley • wheat • maize

Reuse the infrastructure. Measure each outcome.

CFS 54 SIDE EVENTS 19–23 OCTOBER 2026

FarmLEAP

Food and feed markets need dependable volumes



Barley → Brewing

Wheat → Flour

Maize → Animal feed

Carbon performance • assurance • volume

Supply-chain action (Scope 3)

CFS 54 SIDE EVENTS 19–23 OCTOBER 2026

FarmLEAP

Farmer value is the starting point for wider change



Technology succeeds when farmers can afford to use it and benefit from it.

FarmLEAP already collects data on

Crop rotations

Hedgerows

Watercourses

Agroecological features over time

Through sustainability and carbon workflows

A path towards One Health

Soil health • water • biodiversity

The same data can help track progress beyond carbon.

Farmer perspectives and insetting



Renata Rossetto Lopes

PhD Researcher & Nuffield Scholar

Private Sector Mechanism (PSM)
Nuffield International

https://www.linkedin.com/in/renata-rossetto-lopes-8a297119/

FROM CARBON TO ONE HEALTH | CFS 54

Beyond Carbon: Financing Agricultural Transitions



Renata Rossetto Lopes

PhD Candidate at Lisbon University | Nuffield Scholar

renata.rossettolopes@gmail.com

Offsetting and Insetting: Different Voluntary Models

OFFSETTING Carbon farming models

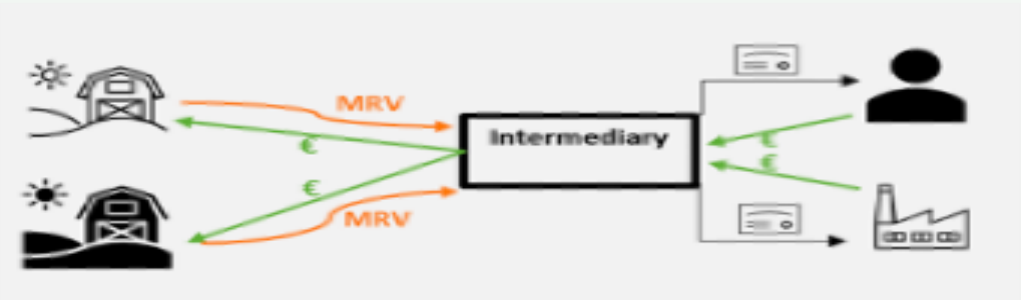

MODEL 1 · VIA INTERMEDIARY

Intermediary coordinates farmers, MRV and sales.

MRV: Medium–high | Certificate-based model

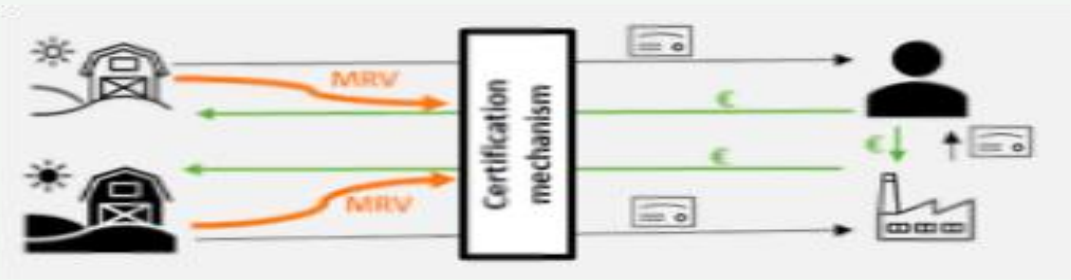

MODEL 2 · VIA CERTIFICATION

Approved methods generate verified credits for sale.

MRV: High | Tradable carbon credits

INSETTING Investment within the supply chain



AGRI-FOOD COMPANY → ITS SUPPLIERS

Agri-food companies pay farmers that adopt climate-friendly practices, helping meet corporate climate targets and reduce **Scope 3 emissions**

MRV: low to high | Support: Cash, services or hybrid

Complementary approaches • Credible MRV matters in both • Farmer value depends on programme design

Source: European Parliament (2021)

From Opportunity to Delivery

Three Conditions for Supply-Chain Investment to Work for Farmers

THE IMPLEMENTATION GAP · FAIRR 2026

78 listed agri-food companies assessed

4%

Have set outcome-based targets

40%

Report providing financial support to farmers

0.01–0.05%

Reported regenerative agriculture spending as a share of annual revenue*

WHAT WILL MAKE THE TRANSITION WORK FOR FARMERS?

01

Finance the transition and share the value

Timely, predictable investment • Shared costs and risks • Transparency on farmer value

02

Make data useful, affordable and trusted

Internationally recognized methodologies • Local adaptation • Data as a bridge to the transition, not a barrier to participation

03

Build capacity, not just compliance

Technical support • Collective local structures and peer learning • Farmers benefiting from their own data

*Spending analysis: 11 companies with sufficiently detailed disclosures; not direct farmer payments. Source: FAIRR (2026), pp. 4–5, 19, 23.

CONCLUSION

Beyond Carbon, Towards One Health

From measuring results to enabling sustainable transitions at scale.

Farmers at the table • Solutions adapted to local realities



Embrapa's Carbon Neutral Brazilian Beef experiment

Brazil | Nuffield journey

Photo: Renata Rossetto Lopes

Standards, data and farmer support



Seamus McMenamin

Sheepmeat & Livestock Sector Manager

Bord Bia
Nuffield Ireland

https://www.linkedin.com/in/seamus-mcmenamin-b09411148/

From Carbon to One Health

Turning Farm Data into Farmer Value, Food Security and Public Policy

CFS54 Rome 2026

Seamus Mc Menamin

BORD BIA
IRISH FOOD BOARD

NUFFIELD
IRELAND



Bord Bia — The Irish Food Board

What We Do

- **Global Market Promotion:**
  Through our 14 offices worldwide
- **Quality Assurance Certification:**
  We manage farm audits in voluntary QAS schemes for beef, lamb, dairy, poultry, pig and horticulture as well as food processors and are the accreditation body for ISO certification
- **Origin Green Programme Management:**
  The worlds only national food and drink sustainability programme
- **Industry Insights and Research:**
  We provide companies with market intelligence, consumer trends and business support to grow and develop

Our Strategic Pillars

- **01 Elevate Ireland's Sustainable Food Brand**
  Enhance Origin Green, expand marketing reach with a unified sustainability message
- **02 Work Smarter & Harness our Insights**
  Transform data capabilities, harness technology for smarter industry practices
- **03 Drive Focused, Impactful Supports**
  Standards, Origin Green and AgNav deliver on all three — today I'll show you how

COUNTRY BRIEF · IRELAND

A nation farmed on *grass.*

Ireland's mild, oceanic climate and abundant rainfall produce one of the **longest grass-growing seasons in Europe** — the foundation of a low-input, pasture-based agricultural system built around family farms, dairy, and beef.

RAINFALL ~1,150 MM/YR

MEAN TEMP 9.8 °C

BORD BIA
IRISH FOOD BOARD

80% of utilised agricultural land is under grass and rough grazing

220+ days of outdoor grazing per year — among the longest in the EU

133k family-run farms, averaging ~33 ha each

34 ha is the average family farm size

The grass-based system

01 **Pasture based beef & dairy**

Livestock spend most of the year outdoors grazing perennial ryegrass and clover swards.

02 **Low concentrate use.**

Grazed grass and grass silage supply the majority of the ruminant diet — feed costs and input intensity are kept low.

03 **Rotational grazing.**

Paddock systems and grass-measurement tools sustain high pasture utilisation and animal performance.

04 **Family scale.**

Multi-generational holdings shape land stewardship, herd genetics and rural community life.

What the land produces



6.5M dairy and beef cattle in Ireland

€19bn in export value in 2025

95% of quality assured beef & dairy output destined for export markets

Why Robust Standards Are the Foundation

Without credible standards, data is just noise — you can't benchmark, you can't verify, and you can't improve.



Credibility

ISO 9001 & 17065 accreditation provides independent verification of sustainability claims — critical for export markets.



Consistency

Standardised definitions and measurement approaches allow like-for-like comparison across 55,000 farms nationally.



Continuous Improvement

Standards set the baseline; data reveals the gap; improvement tools close it. Standards must evolve with science.

BORD BIA
IRISH FOOD BOARD

Origin Green
Overview

Ireland’s food and drink sustainability programme.

The world’s only national sustainability programme that spans the entire supply chain from farm to fork.

Launched in 2012



Bord Bia Purpose

BORD BIA
IRISH FOOD BOARD

Our purpose is to bring Ireland’s outstanding food, drink and horticulture to the world, thus enabling growth and sustainability of producers.

Role of Origin Green

Origin Green IRELAND

To power and prove the sustainability of Ireland’s food, drink and horticulture sector.

Farm Sustainability Data Collection

One of the most important parts of the farm audit is the Sustainability Survey. This enables farmers to assess their performance, plan improvements and provides processors with valuable sustainability proof points.



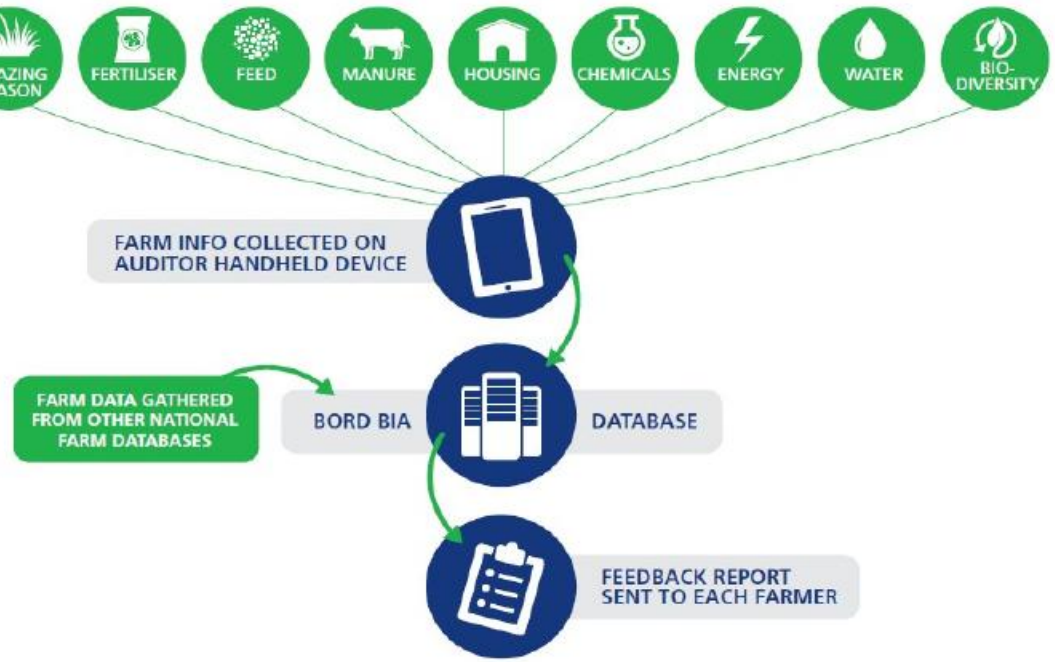

Farmer Feedback Reports

Demonstrates to members how their farm inputs and activities contribute to GHG production and will contain advice and feedback on how to mitigate against these





AgNav – What is it?

- AgNav is a national online farmer-centric portal developed by three partner agencies, i.e. Bord Bia, the Irish Cattle Breeding Federation (ICBF) and Teagasc.

- AgNav utilizes the three respective agencies' collective knowledge by providing data, decision making support tools and guidance which will be housed within one consolidated online platform.

- A definitive resource to support farm sustainability in Ireland.

AGNAV

A platform guided by science to assist farmers in achieving on-farm sustainability.

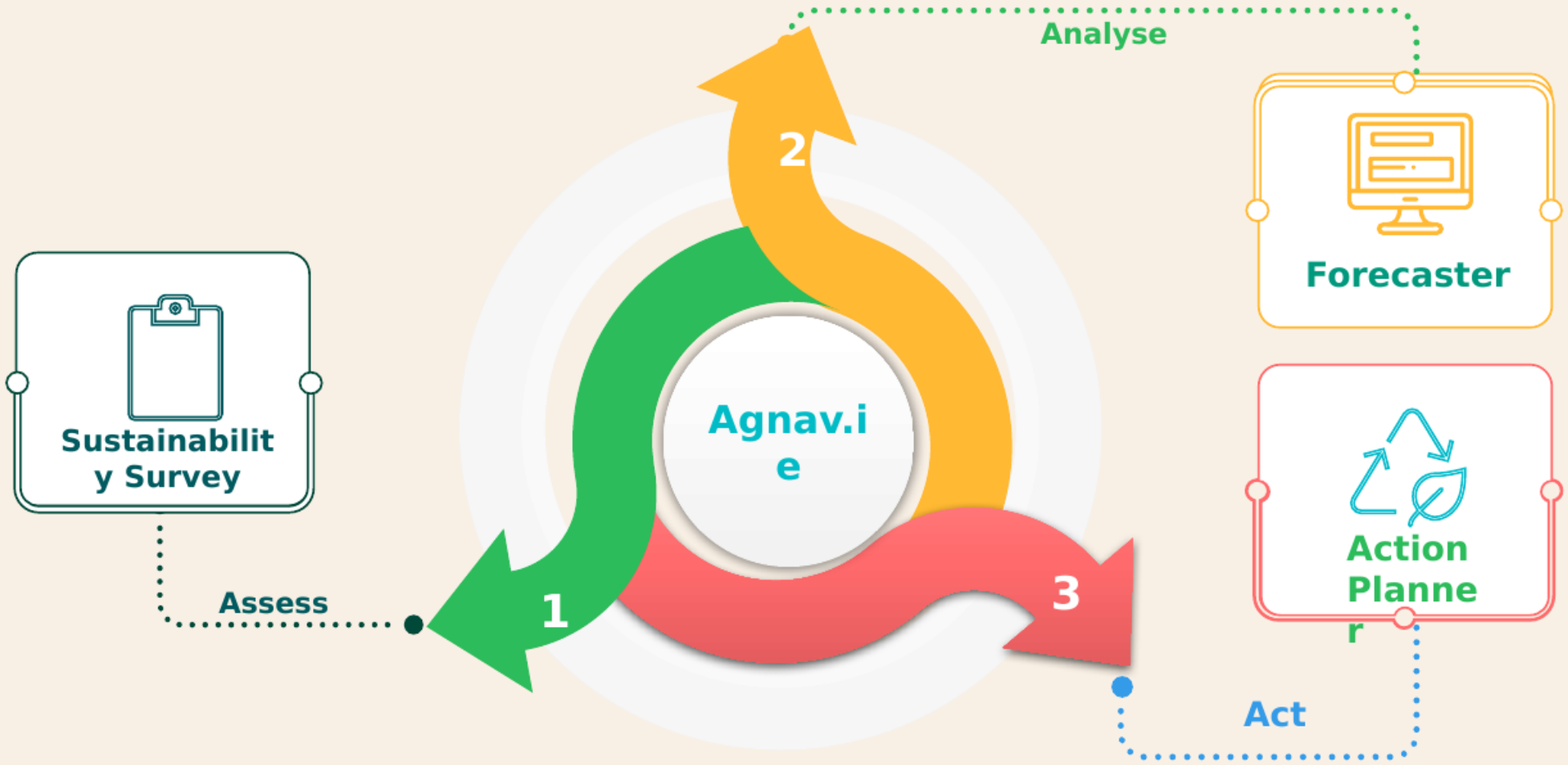

AgNav Engagement

17,326
AgNav Profiles

12,127
Action Plans

13
Sustainability Programmes

45,036
Actions Committed

Distribution of Herds with Action Plans



708K
Hectares

1.4M
Cattle

AGNAV

Origin Green Progress Report 2025

77,000 members
61,000+ farmers | 350+ companies

16% **average reduction** in CO_2 per unit of beef from SBLAS members *(2013-2023)*.

13% **average reduction** in CO_2 per unit of milk from SDAS members *(2013-2023)*.



51,000+ **audits** carried out in 2024.

424,857 **carbon footprints** calculated to date.

Origin Green member companies have set a total of **4,872 sustainability targets** and established **24,310 initiatives** between the years 2012–2025.

12% **average reduction in emissions** per unit of output from manufacturing members. *(% change per plan)*

12% **average reduction in energy use** per unit of output from manufacturing members. *(% change per plan)*

11% **average reduction in water** use per unit of output from manufacturing members. *(% change per plan)*

72% of SBLAS members completing soil testing on their farm areas.

51% of members tested 100% of their farm area soil.

80% of SBLAS members have incorporated clover as part of their re-seeding programme (2022-2023).

16% average reduction in CO_2 per unit of beef SBLAS members

Origin Green IRELAND

BORD BIA IRISH FOOD BOARD

A Summary: From Data to Measurable Sustainability Outcomes

1	2	3	4	5
Standard Set	**Farm-Level Data Gathering & Verification**	**Identify Gaps**	**Farm Specific Sustainability Action Plan**	**Proof Points**
ISO-backed audit framework defines what must be measured	AgNav gathers verified data from ~50k farms	Individual vs national performance identified both through the standard and through Ag Nav	Targeted advisory & support based on data gaps for sustainability actions on farm	Credible sustainability claims for markets & policy through verified audits

16%

reduction in GHG emissions intensity (beef, vs 2009)

45k

Sustainability actions committed to on Irish Farms

100%

of QA product backed by verified farm-level data

55k

Farmers quality assured and verified through Bord Bia Quality Assurance schemes

BORD BIA
IRISH FOOD BOARD

From Carbon to One Health

Trusted Data

Standards

MRV

Farmer Value

Public Policy

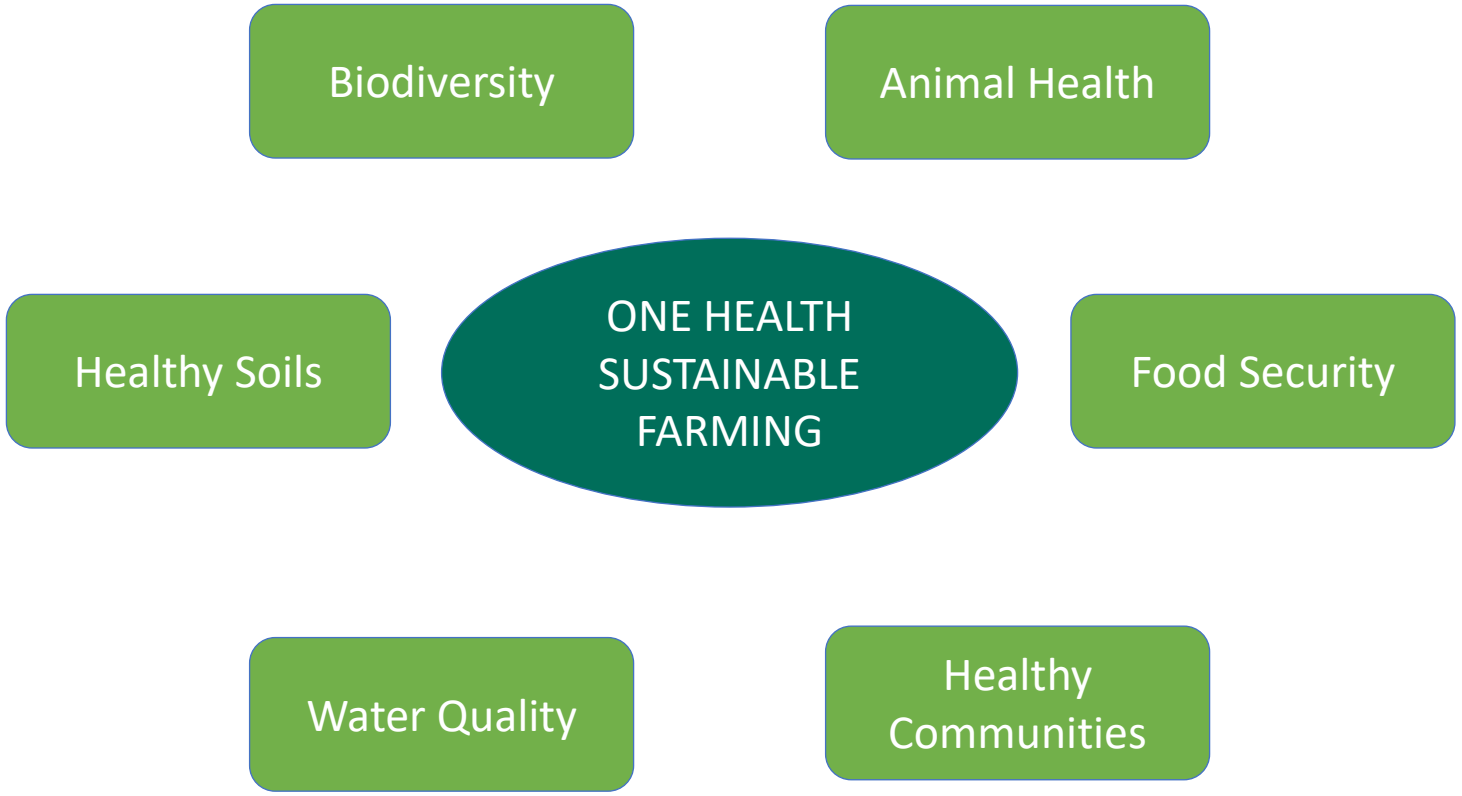

Key Takeaways

The objective is not to collect more data. The objective is to transform trusted data into better farmer decisions, stronger value chains, and more effective public policy

- Trusted Standards
- Useful Data
- Farmer Value
- One Health


Thank You

Low-carbon value chains



André Cunze

Co-founder

Grafite by InVivo

https://www.linkedin.com/in/andrecunze/

Grafite by inVivo

Grafite – from carbon to one health

Union InVivo at a glance



The Chairman is supported by 4 business vice presidencies:

- Agriculture
- Grain Trade
- Agri-food
- Retail

The Union InVivo Board of Directors:

- **22** cooperative associates
- **1** non-cooperative associates
- **5** elected employee representatives
- **2** qualified personalities

163
cooperative members

The Board of Directors has set up several monitoring committees to guide its decisions and support its actions:

- **business line monitoring committees:**
  Agriculture, BVP*, Grain Trade, Retail, Wine
- **cross-functional monitoring committees:**
  Audit & Risks, Appointments & Remuneration, Ethics & Governance, Digital, CSR, Member Relations

*Number of cooperatives as at June 30, 2025. | * Bakery, Viennoiserie, Pasta*

Grafite is part of the French agricultural cooperative group InVivo, its mission is **to support farmers in their agro-ecological transition.**

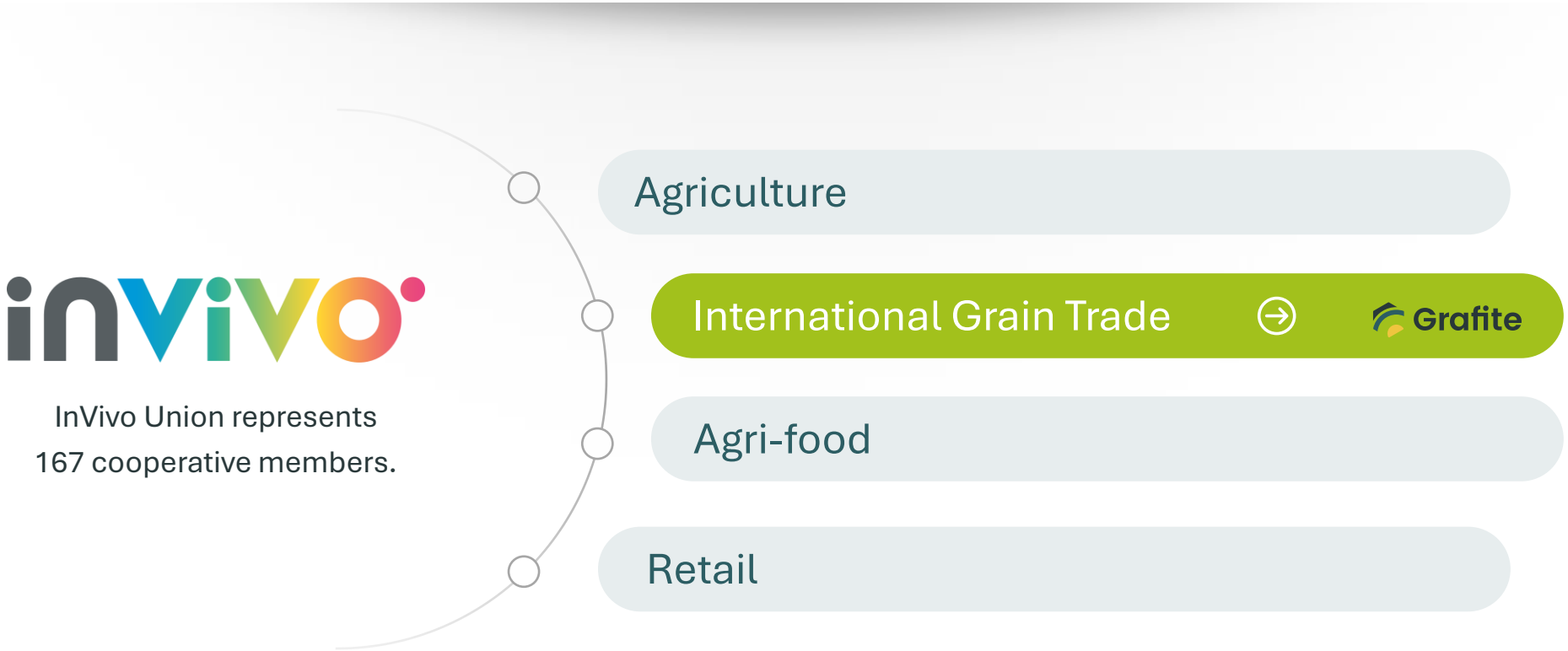

Grafite at a glance

Nearly 10 million € that have been steered to farmers via the coops last year

R25	Rapeseed	Sunflower	Wheat	Corn
Volume	135 kT	54 kT	42 kT	13 kT
Average premium is around **10%** of the grain price				

More than 10% of the traded products of the desk

Crops marketed

- Rapeseed
- Corn
- Wheat
- Malting barley
- Sunflower
- Durum wheat

Partners

45 Cooperatives

2 Markets

Biofuels

SBTi - Scope 3

More than 10 multinational corporates work with Grafite

Grafite at a glance

Nearly 10 million € that have been steered to farmers via the coops last year

R25	Rapeseed	Sunflower	Wheat	Corn
Volume	135 kT	54 kT	42 kT	13 kT
Average premium is around **10%** of the grain price				

More than 10% of the traded products of the desk

Crops marketed

- Rapeseed
- Corn
- Wheat
- Malting barley
- Sunflower
- Durum wheat

Partners

45 Cooperatives

2 Markets

Biofuels

BIOMASS BIOFUEL SUSTAINABILITY 2BSvs voluntary scheme

SBTi - Scope 3

More than 10 multinational corporates work with Grafite

REDIII A market both clear by the long term vision of EU and independent certification scheme

directive implementation

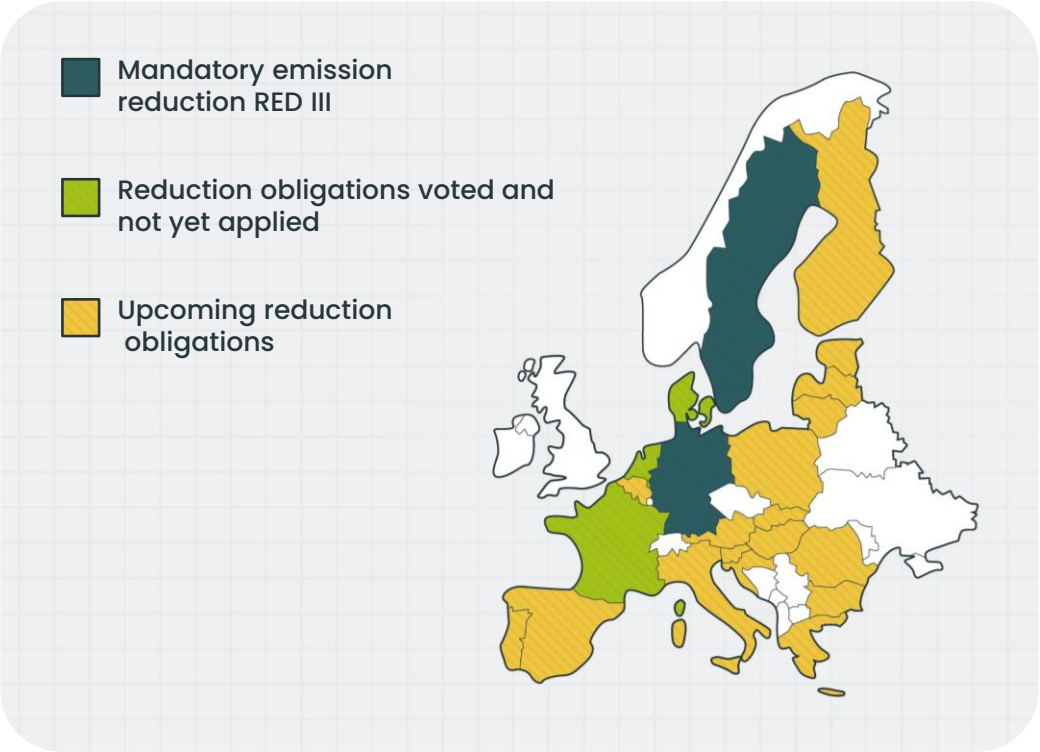

Certification scheme

Mandate → member states

Certification : voluntary schemes

Audit : controling companies

Market access : cooperatives and

Zoom on the RED III mechanism that created the opportunity for farmer

- EU requires the member states to reduce the emissions on energy production and usage
- Transportation has to reduce by 14% the emissions, every country has increased reduction targets
- Biofuels are limited with a 7% food & feed crop cap
- With a limited volume, and higher reduction targets, only very low emiting farmers can find value on the market

Germany has set the target at 17,5% for 2027

Most countries use a 7% crop cap, sometimes lower

Lower emission grains, regenerative agriculture and One Health

The journey to lower emitting grains is a search to better soil health, having co benefits on biodiversity and by diversifying revenue, also bringin practical value to farmers



Grafite makes it possible to split costs between buyers while benefiting from a high-quality project

What worked well

- Long term and transparent reduction target
- Independent, clear and robust certification
- Third party audit
- Clear pricing mechanism for the downstream stakeholders

Discussion and audience questions

Moderator & speaker



Anaël Bibard

President, FarmLEAP
PSM / Nuffield France

Speaker



Florian Thomas

Counsellor
Permanent Mission of France to the UN in Rome

Speaker



Renata Rossetto Lopes

PhD Researcher
PSM / Nuffield International

Speaker



Seamus McMenamin

Sheepmeat & Livestock Sector Manager
Bord Bia / Nuffield Ireland

Speaker



André Cunze

Co-founder
Grafite by InVivo

Closing remarks



Anaël Bibard

President, FarmLEAP

Private Sector Mechanism
Nuffield France

https://www.linkedin.com/in/anaelbibard/